



Choice and Choice Computer: App edition

Provided by EBSCO, Choice magazine and Choice Computer magazine are available in full text replica. Choice Magazine issues date back from December 2014-January 2015 to present, while Choice Computer Magazine issues date back from September - October 2014 to present.

Please note that this guide was created using Android, so it may appear slightly different on Apple products, but the features should still be the same.

Logging in

Before you can download these magazines on your device, you need to download the Flipster app.

This is available on:

- [Google Play](#)
- [App Store](#)

It will ask you to find your library, so click Get Started.

Find My Library

SKIP




Explore and download magazines
from a library near you that offers
Flipster.

First, let's find your library.

GET STARTED

© 2021 EBSCO Industries, Inc. All rights reserved |
[Privacy Policy](#) | [Terms of Use](#) | [Copyright](#)

After that, you need to search for Liverpool City Library. Make sure you select the right library, and click on Log In.




Liverpool

×

SORT


⋮



LIVERPOOL PUBLIC LIBRARY

LIVERPOOL, NEW YORK


LOG IN



LIVERPOOL CITY LIBRARY

LIVERPOOL, NEW SOUTH WALES


LOG IN



LIVERPOOL JOHN MOORES...

LIVERPOOL,


LOG IN



LIVERPOOL INSTITUTE FOR...

LIVERPOOL,


LOG IN



THE CITY OF LIVERPOOL C...

LIVERPOOL,

LOG IN



XIAN-JIAOTONG LIVERPOO...

SUZHOU,


LOG IN

Finally, it will ask you to provide your membership number (from your card, starting with 2000, or if you signed up online, your member number starting with C).

←

LIVERPOOL...

LOGIN OPTIONS



EBSCO

EBSCO Support Site

Sign In

Please enter your Liverpool City Library ID then select Login to proceed.

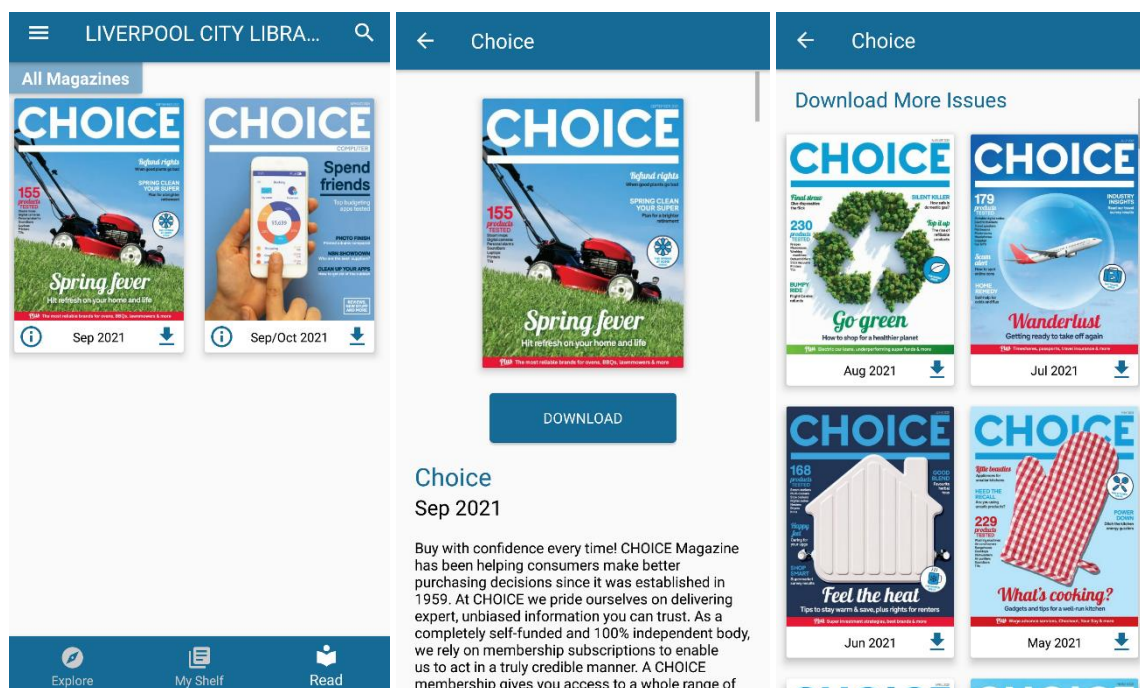
Liverpool City Library ID:

Sign In

Important User Information: Remote access to EBSCO's databases is permitted to patrons of subscribing institutions accessing from remote locations for personal, non-commercial use. However, remote access to EBSCO's databases from non-subscribing institutions is not allowed if the purpose of the use is for commercial gain through cost reduction or avoidance for a non-subscribing institution.

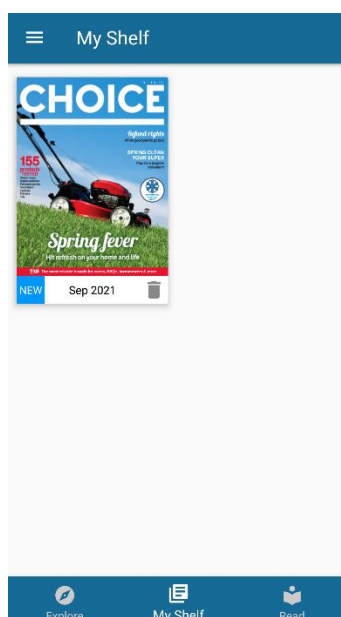
Explore

Once signed in, the app automatically opens to the Explore tab. From there, it is very easy to find the latest issue of both magazines, as they are linked in the centre of the page. Click on the cover and it will take you to a page that provides more information on the magazine. You can click download if you want to read that issue, or scroll down to find past issues.



My Shelf

When you want to read the magazines you've downloaded, switch to the My Shelf tab on the bottom of the screen. Click on the cover of the issue you want to read, and it will switch you to the Read tab for that issue.



Read

Once you have clicked on the issue you want to read in My Shelf, it will take you to this tab, remembering where you were up to the last time you opened that issue. From here, it will allow you to flip through the pages of the issue by swiping your finger left and right across the page.



You can scroll in by tapping the screen with two fingers and slowly dragging them apart.

At the top of the page, it also provides several options.

The corners forming square icon towards the middle makes the magazine full page, just tap on the inverted corners in the top right corner to return to normal.

The ribbon icon to the right of that allows you to bookmark the page.

Clicking text view allows you to see just the text of the article without any fancy fonts, colours or images. In text view, you can also click the audio icon to play that article out loud.

The 'list' icon in the right corner (three horizontal lines next to dots) is a table of contents for the issue.

Bookmarks

From Explore or My Shelf, click on the three horizontal lines in the top left corner to access sorting options as well as a link to your bookmarks. Click on bookmarks to find a list of all pages you've bookmarked, and click on them to go straight to that page.

