



BorrowBox for Adults: Website edition

With over 9,000 titles on BorrowBox, there is something for every adult. There are fiction and non-fiction titles from Australian and international authors, and you can borrow up to 50 items at a time, with a three week loan period, just like if you were borrowing a physical book, just from the comfort of home.

Accounts are synced, so if you borrow a book on the web version, it'll be available on the app, and vice versa.

Logging in

It is essential to sign into BorrowBox to borrow eBooks and eAudiobooks. When you click on the [link](#), it will take you to the website version. In the top right corner, there will be a link to sign in.



You will then need to provide your membership number (from your card, starting with 2000, or if you signed up online, your member number starting with C) and your PIN. If you cannot remember your PIN, please contact the [Library](#).

Log in to Liverpool City Library

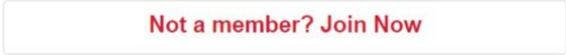
Enter your library membership login details.

Enter the barcode from your library membership card.

Enter the PIN/password provided by your library.



[Forgot Password?](#)



Searching for books

To find the adults books, you have two options. Firstly, you can search for a title or author by clicking the magnifying glass at the top of the page.



This will bring up a search bar. You can enter your search here, and press enter.




This brings a list of results, which you can filter by eBooks or eAudiobooks in the top right corner of the results. In the centre of the page, at the top of the results, you can also narrow it by Available titles, which will eliminate anything currently on loan.

Search results for "liane moriarty"

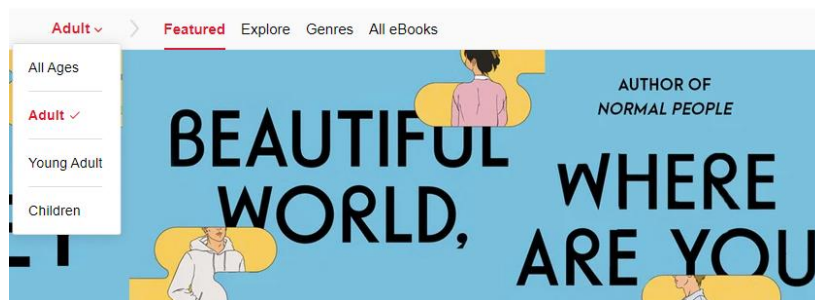


Browsing books

To browse adult's eBooks and eAudiobooks from the home page, you need to select the format you want from the top centre of the page, such as eBooks.

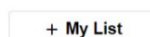
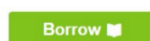


This will take you to the eBooks section of BorrowBox, where you can change 'All Ages' to 'Adult'. You can then browse through Featured, Explore, Genres or All eBooks for adult.



Borrowing a book

To borrow an item, click the green 'Borrow' link. The 'My List' adds it to a reading list that you can come back to, particularly useful if the item is on loan to someone else. When you click 'Borrow', you'll be asked whether you want to download it now or keep browsing. If you are looking for more books, choose keep browsing, but if you want to start reading immediately, choose to download now.



Downloading a book


Reading books from BorrowBox does require you to download an eReader. When you choose to read a book for the first time, it will bring you to a page asking you to Adobe Digital Editions.

[Download for eReader \(Adobe ePub\)](#) (33MB)


INSTRUCTIONS

You will need the **Adobe Digital Editions** software to read this eBook on your computer or transfer it to your eReader device.


Don't have Adobe Digital Editions yet? [Download it now](#) or have a look at our Help page for further instructions.

STEP 1  **Download**

Download the eBook file above and open in Adobe Digital Editions.

STEP 2  **Transfer**

Connect your eReader device to your computer and transfer the eBook.

STEP 3  **Enjoy**

Enjoy another great title with BorrowBox – Anywhere. Everywhere.

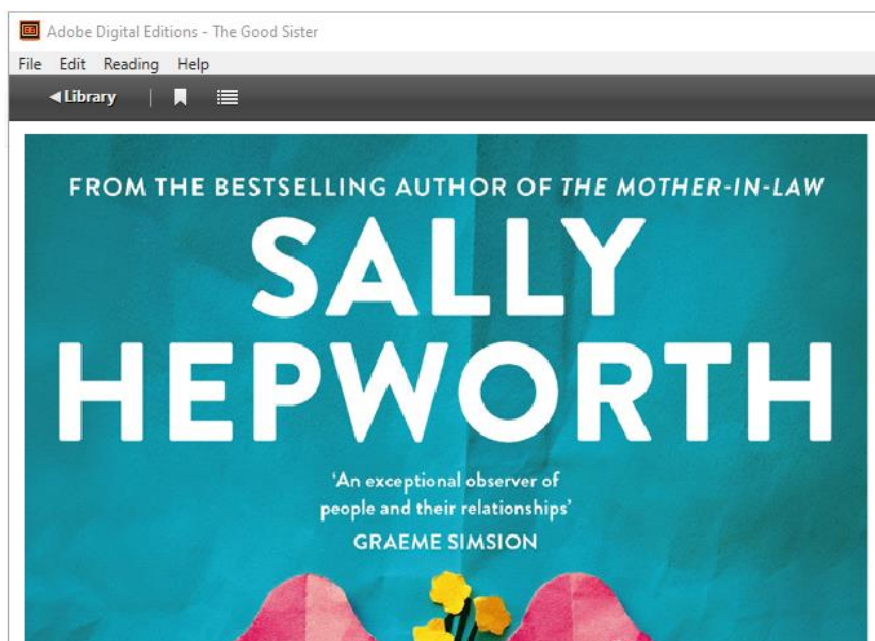
Click on [Download it now](#) and choose the relevant options. Most computers will be Windows.

[Download Digital Edition 4.5.11 Macintosh \(22 MB\)](#)

[Download Digital Edition 4.5.11 Windows \(8.24 MB\)](#)

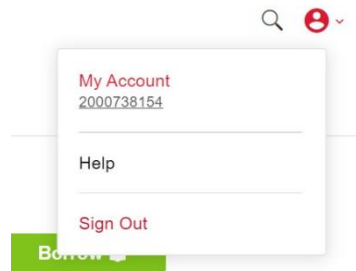
Once you have installed it, return back to BorrowBox and click the green button that says 'Download for eReader'. This will open the book in Adobe Digital Editions and you can start reading immediately by scrolling down the pages.

Clicking on the three lines will bring up a table of contents, and clicking on the ribbon will bookmark the current page so you can return to it later.

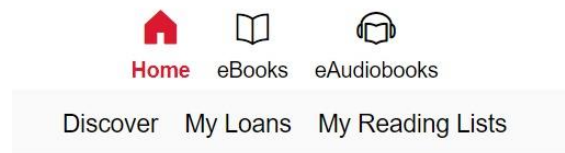


My Account and Returning a book

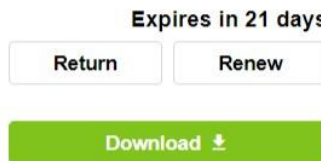
If you wish to find your reading list or see what you've borrowed, you can visit your account at the top right corner of the screen. Click the red icon, and then 'My Account'.



Your loans and reading list will both be linked at the top centre of the page.



Under 'My Loans', you can see what items you have loaned, how long you have left on your loan, and choose whether to return, renew or download the title.



Under 'My Reading Lists', you can see the items you've marked as interested in and reserve them.

