



Muzzy BBC

Developed by the BBC, MUZZY's simple and effective program works by teaching languages through fun and animated stories featuring Muzzy and friends. These stories use the natural immersion method, which is modelled after the way children learn their first language. Each lesson serves as the foundation for the next. The object is to build on the words and concepts that your child previously learned.

It offers Spanish, French, Italian, German, Chinese, Korean and English.

Logging in

To access [Muzzy](#), click on the link and provide your membership number (from your card, starting with 2000, or if you signed up online, your member number starting with C).


Schools & Libraries Access

Enter ID or Library Card Number

Lost ID?

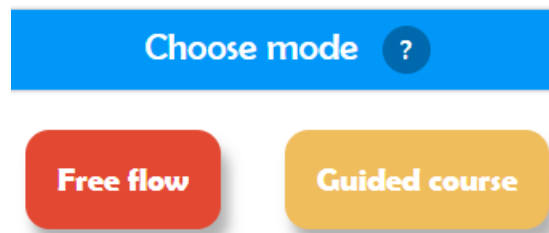
You then select the language of choice.

Which language do you want to learn?

 British English	 American English
 Spanish	 Spanish (LatAm)
 French	 Chinese Pinyin
 Italian	 German
 Korean RR	

Starting lessons


Once you've chosen the language you wish to study, you'll be offered the choice of free flow or guided.



Free flow students can navigate the course at their own pace. It is recommended for students who are being supervised, and the activities are grouped by type, not educational order.

Guided students are following a set order of activities and do not require as much supervision.

You can always switch between the two modes, but guided is usually better as you can start from Unit 1 and move up the levels.



Each level has different types of lessons, but all of them should be completed to truly embrace the learning model of Muzzy.

In each unit, you can see different lessons and activities. Click on each one to do them.



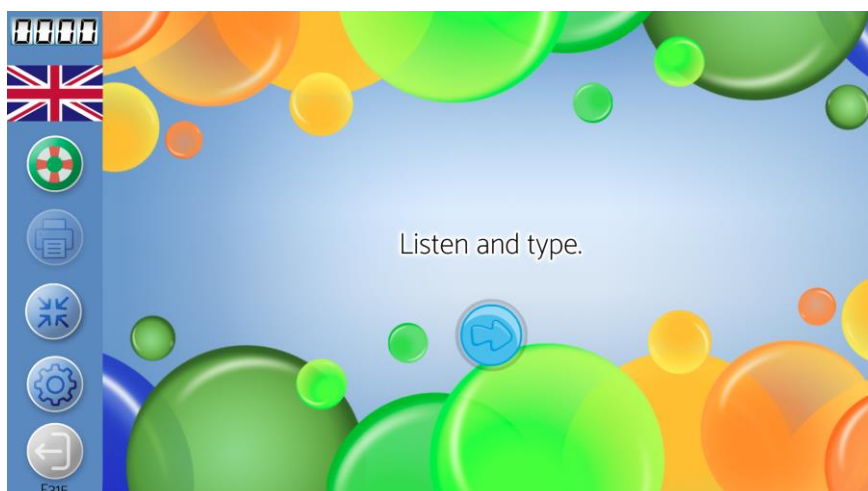
Some lessons may come in PDF form where you read the stories given.



Others are videos you can watch by pressing Play (the white triangle on the video). Captions can be turned on by clicking on CC.



There are also games and activities are offered in every step of the lessons so the child practices what they are learning. These are interactive online activities that can be started by pressing the arrow in the middle of the screen.



The free flow section has all these activities, but rather than listed in order, they are listed by activity type.



Navigating pages

At the bottom left corner of the page (scrolling down is necessary) you will find a back button. Sometimes the colour changes, but it is always an arrow pointing to the left in a circle.



Some things, such as the books, can also be printed or downloaded. On most pages, you will see a printer icon.



Click on this to find a list of all stories that can be printed.

