



## PressReader: App edition

PressReader provides 7000+ magazines and newspapers from over 100 countries and 60+ languages. The full text of each title is displayed in real replica and full content. Explore what's happening in Australia and around the world from popular categories such as business and current affairs, sports, entertainment, lifestyle and more.

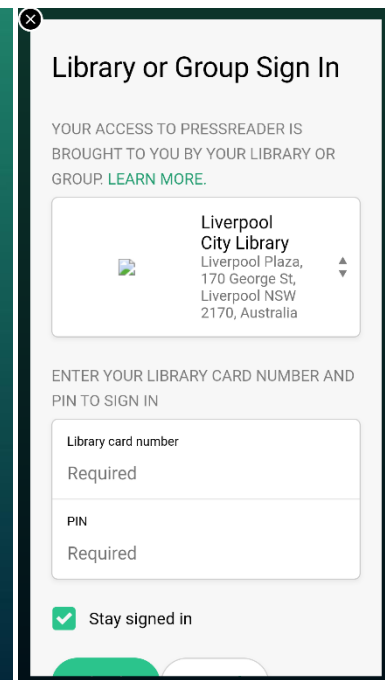
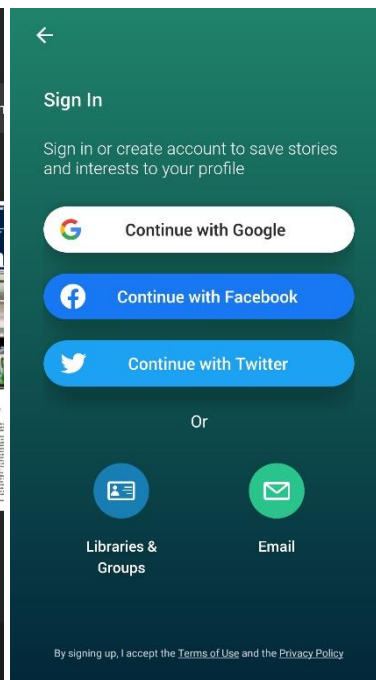
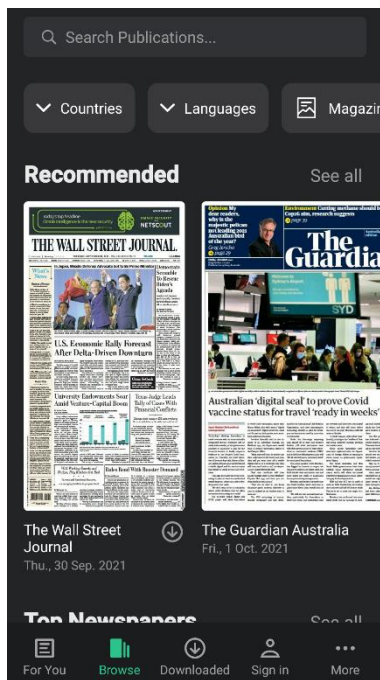
Accounts are synced, so if you favourite a newspaper on the web version, it'll be available on the app, and vice versa.

Please note that this guide was created using Android, so it may appear slightly different on Apple products, but the features should still be the same.

## Logging in

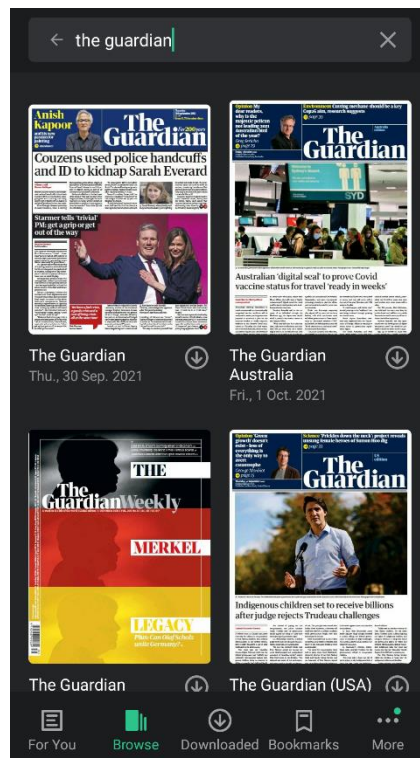
It is essential to sign into PressReader to access free newspapers and magazines.

After downloading the app from [Google Play](#) or the [App Store](#), it will open to the browse page, but you need to click Sign in at the bottom of the app. Click 'Libraries & Groups'. Search for 'Liverpool City Library', and provide your membership number (from your card, starting with 2000, or if you signed up online, your member number starting with C) and your PIN. If you cannot remember your PIN, please contact the [Library](#).

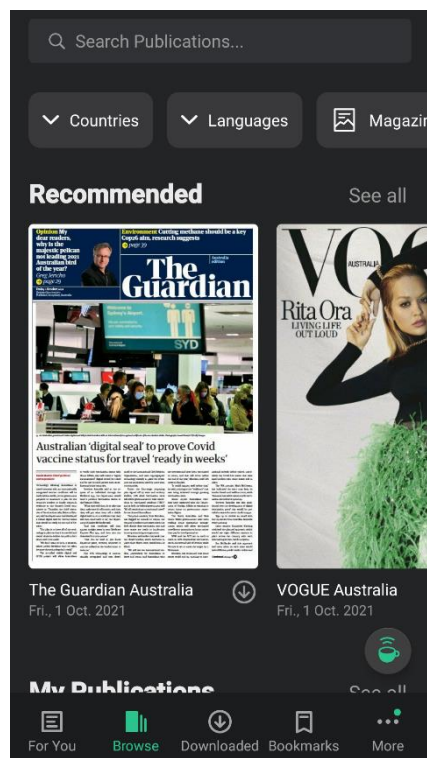


## Searching for newspapers and magazines

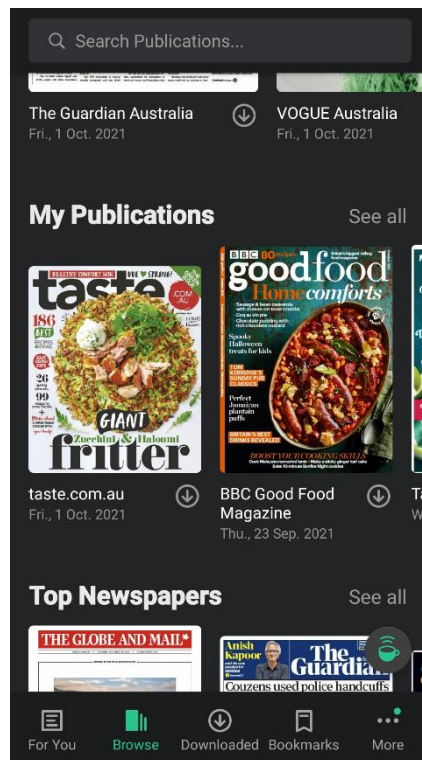
You can search for a specific publication by clicking on the search bar at the top of the Browse tab (found at the bottom of the app).



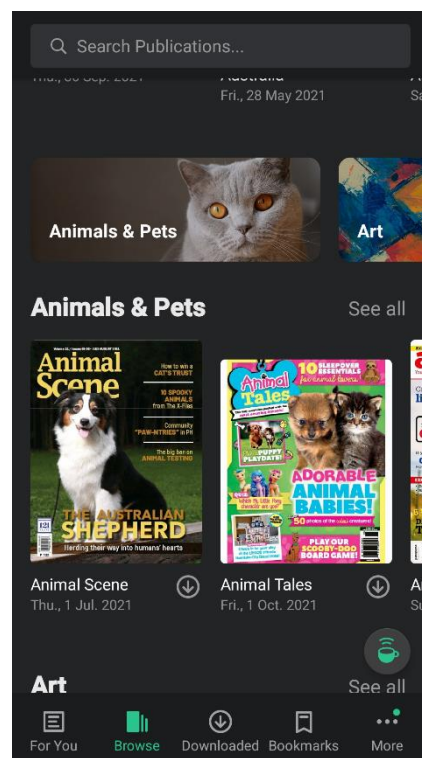
You can also browse through several filters in the Browse tab. At the top of the screen, you can narrow by Countries, Languages, Magazine, or Newspapers. Multiple filters can be chosen at once.



Scrolling down will bring up My Publications, which are newspapers and magazines that are marked as your favourites, for easy access.



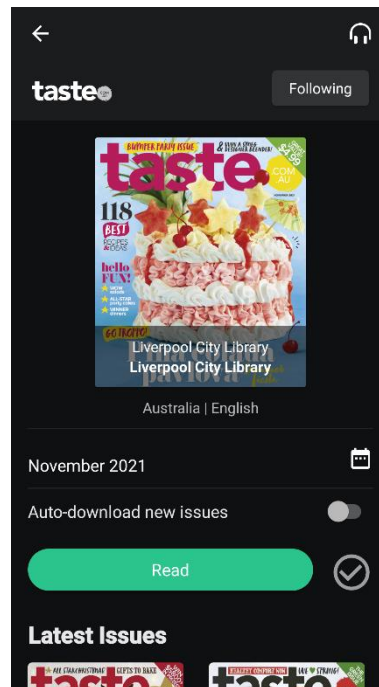
If you keep scrolling down further, you will find Categories. These allow you to filter for topics of interest. You can combine these with the Country and Language filters or use them without.



Simply select whichever publication you wish to read.

## Reading a newspaper or magazine

When you first click on a magazine cover, it will give you some options.



If you wish to find older issues, you can just scroll down further to select the date you want, or under the most recent issue, there will be a date written. Clicking on that allows you to select past issues, which may be easier if looking for a very old issue.

To read the publication, just select Read. This downloads the issue to the app, which can later be found under the Downloaded tab if you want to return to it later, and read it offline.

It will also open automatically once downloaded, showing the cover in a full replica of the issue. It looks exactly as it did when published.



To turn the pages, just swipe left and right, but if you tap the screen once, you'll be given options to adjust the display.



In the top left corner, you can leave the issue by pressing the arrow pointing left, and the top right corner holds the table of contents, found by clicking on the list icon (three horizontal lines next to dots).

taste.com.au Mon., Nov. 1, 2021	
FRONT PAGE	1
CONTENTS	2 - 15
THIS MONTH	16 - 44
DINNER REVOLUTION!	45 - 58
DINNER REVOLUTION!	59 - 66
EAT REAL	67 - 84
FUN COOKING	85 - 124
TASTE LIFE	125 - 135

At the bottom of the page, you can favourite the publication by clicking the heart icon, which makes the publication appear on your For You tab.

You can listen to the issue by clicking the headphones icon next to the heart.

Save the page or article by clicking on the three horizontal dots, and selecting Save to Collection.

The icon on the very right allows you to change to Text View. Text view strips out all the decorative fonts, images and colours, providing just the text and relevant pictures of the article in an easy to read format for those with vision impairments or reading difficulties. Clicking the same place again turns it back to Page View, which is a replica of the publication as published, with all the images and fonts exactly where they were in a print publication.



However, staying in Text View, the three horizontal dots moves to under the articles, and selecting that provides you not only the option to save it to a collection but translate the article. Twenty languages are available on the majority of publications.

At the bottom of the page, you can also click on the two As to change the font size.

## **Bookmarks**

At the bottom of the app, there is a tab for Bookmarks. When you save something to a collection, the article will be found in that tab, saved in whichever view you were using when you saved it – page or text. Click on the article to be taken back to that page in the issue you saved it from.

