



PressReader: Website edition

PressReader provides 7000+ magazines and newspapers from over 100 countries and 60+ languages. The full text of each title is displayed in real replica and full content. Explore what's happening in Australia and around the world from popular categories such as business and current affairs, sports, entertainment, lifestyle and more.

Accounts are synced, so if you favourite a newspaper on the web version, it'll be available on the app, and vice versa.

Logging in

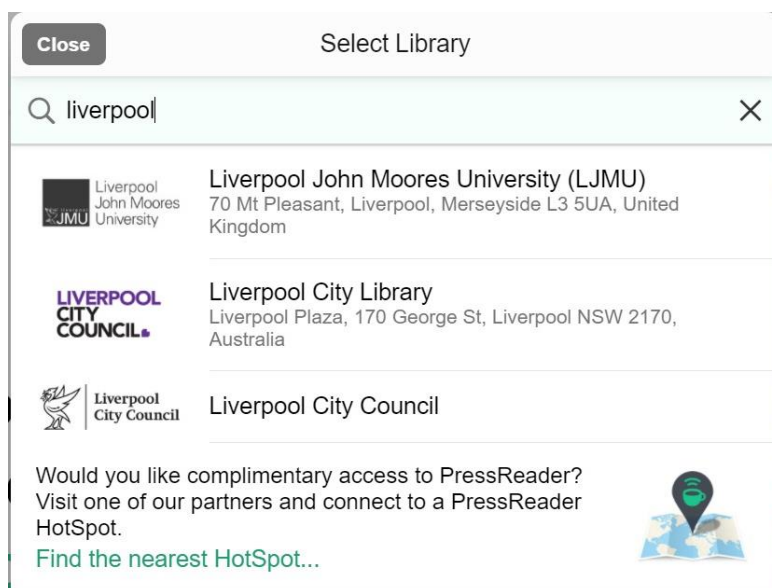
It is essential to sign into PressReader to access the free newspapers and magazines. When you click on the [link](#), it will take you to the website version. In the top right corner, there will be a link to sign in.

Sign in

First, you need to choose to sign in via Library or Group.


 Library or Group

Search for **Liverpool City Library** from the list.



You will then need to provide your membership number (from your card, starting with 2000, or if you signed up online, your member number starting with C) and your PIN. If you cannot remember your PIN, please contact the [Library](#).

Select your Library



Library - Public - Liverpool City Library
 Liverpool Plaza, 170 George St, Liverpo...

Library card number

Required

PIN

Required

☒ I agree to allowing PressReader to verify and exchange my registration with my public library.

☒ Stay signed in

By registering for a PressReader account, you agree to the [Terms of Use](#) and [Privacy Policy](#)

Log In


Searching for newspapers and magazines

You can search for a specific publication by clicking on the magnifying glass in the top right corner of the page.



This also searches for keywords in articles, if you are looking for a topic rather than a publication.

sydney
 ×



LUXE City Guides - Sydney
 1 Jun 2017

Search Publications >

HISTORY

sydney morning herald

Clear History >

SUGGESTIONS

Sydney Morning Herald

Sydney

Once you've entered your search term and hit enter, it will bring a list of results. The articles will appear first, but you can limit it to Publications on the left side of the page.

ARTICLES:	
custom	8,647,011
Sorted by relevance >	
Show similar >	
Add to My Topics	
Advanced Search	
OTHER	
<input type="checkbox"/> Publications	2

Just click on the article or publication you want, and it will open it up.

Browsing newspapers and magazines

If you are unsure of a publication's title or are interested in certain topics or languages, you can browse publications by using several filters on the Catalog page. Scroll down past the first few sections (My Publications, Recently Read and Featured), and you will find the filters.

On the right side of the page, you'll see 'All countries' and 'All languages'. You can change one or both to the country and language of your choice. It is possible to select more than one at a time.

All countries ▼

All languages ▼

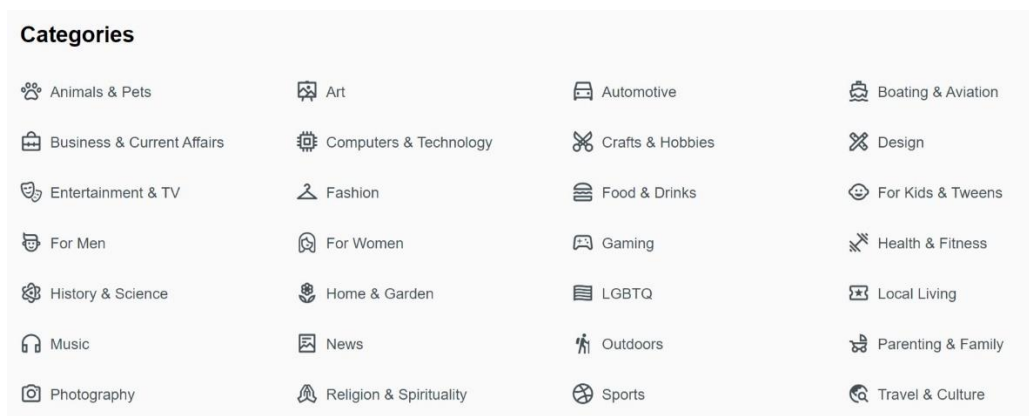
☐ International
 ☐ Albania
 ☐ Argentina
 ☐ Azerbaijan
 ☐ Belgium

☐ Angola
 ☐ Austria
 ☐ Belarus

Under that, it sorts them into Newspapers and Magazines. You can choose to browse one of these if you wish, or click See All for more.



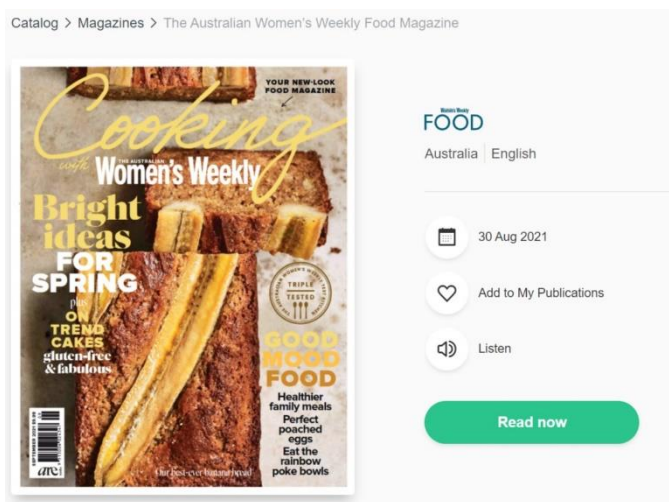
However, underneath the Newspapers and Magazine sections on the Catalog page, there are even more filters, specifically by Category. These allow you to filter for topics of interest. You can combine these with the Country and Language filters or use them without.



Simply select whichever publication you wish to read.

Reading a newspaper or magazine

When you first click on a magazine cover, it will give you some options.



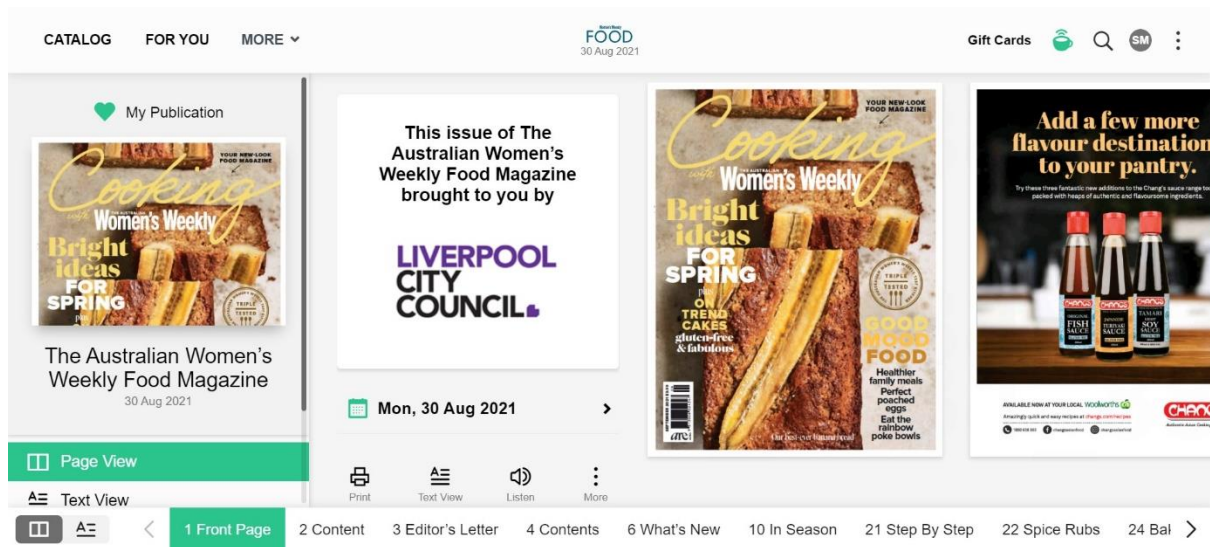
Select the date of the issue you wish to read by clicking the calendar icon.

Click the heart to add to My Publications, the first section on the Catalog page.

Listen to the issue by clicking the audio icon.

Click Read now to read the selected issue.

When you click Read Now, it will bring you to the 'Page View' of the issue, which is a full text replica. You can turn the pages by hovering over the edge of the left and right pages to find the arrows, and scroll into articles by clicking on them.

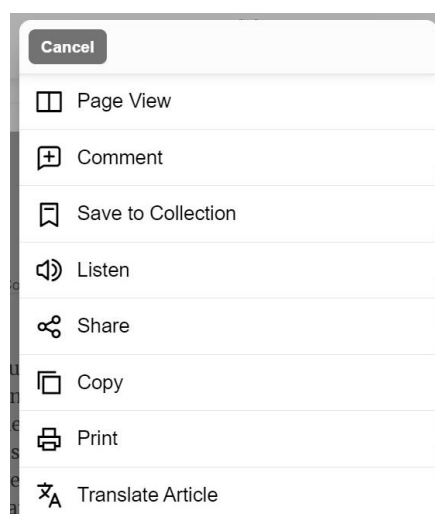


Hovering over the bottom of a page will make three horizontal dots appear. Clicking on these will give you the option for text view or bookmarking the page.

However, you can also access Text View from the front page or in the bottom left corner of the screen. Page view is a replica of the publication as published, with all the images and fonts exactly where they were in a print publication. Text view strips out all the decorative fonts, images and colours, providing just the text and relevant pictures of the article in an easy to read format for those with vision impairments or reading difficulties.

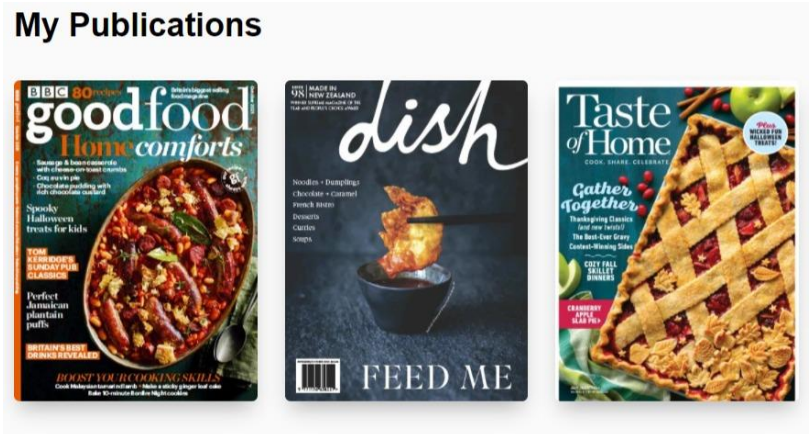
You can also select Listen to hear the publication being read out loud from the front page of the issue as well.

In text view, you can also access more options by clicking the three horizontal dots in the top right corner of an article. You can switch back to page view or bookmark the page (Save to Collection), but you can also listen to just that article, or translate the article into a different language. Twenty languages are available on the majority of publications.



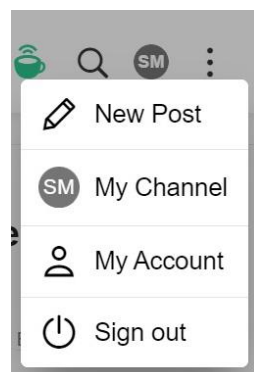
Favourites

Once you have selected the heart icon on any publication, that publication will appear in 'My Publications' under the Catalog. This is your favourite publications, made easy to find so you don't have to search for them again.

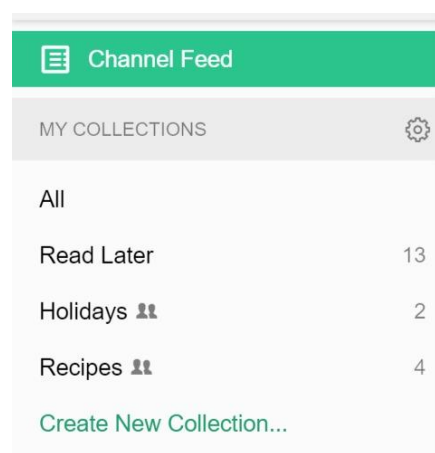


Bookmarks

To find bookmarked articles or pages, click on your initials in the top right corner of the screen. From the dropdown box, choose 'My Channel'.



This will bring you to a list of all articles you've saved to collections. To the right of the page, you'll see a list of what collections you've created to narrow it down.



Click on a collection, and browse through the bookmarks, which are saved in whichever view you were using when you saved it – page or text. Click on the article to be taken back to that page in the issue you saved it from.

FOOD

Cooking the drumsticks

Food • [Comfort Food](#) • [Eggs](#) • [Cookbooks](#)

30 Aug 2021

1 Preheat oven to 200°C/180°C fan. Rub ¼ cup of your chosen rub mixture all over 12 chicken drumsticks (1.8kg). 2 Place chicken on a baking-paper-lined oven tray; season with salt. Roast for 45 minutes or until chicken is cooked through. Dry spice rubs will keep for 3 months in an airtight jar in a cool, dark place →



Dish 18 Jun 2020 (80)